



401(k) Plan Highlights for Plan Year 01/01/2024

Open Enrollment

Morrison, Ekre & Bart Management
Services, Inc. (MEB / Bryten)



It all
starts
with
enroll*ment*



John Hancock[®]

Hi

Congratulations!
You are now eligible to
participate in your company's
retirement savings plan.

Your employer has partnered
with John Hancock to provide
you with this valuable benefit.

Now that you're eligible, it's
easy to get started. Simply
register your account and
enroll.

Take advantage of:

- Automatic payroll deductions
- Pre-tax contributions
- Catch-up contributions (50 and over)
- Compound earnings
- Potential for reduced taxes
- And more...



Register

Go to **myplan.johnhancock.com**,
scan the code, or download **John
Hancock's retirement app**.



Enroll

After you register, you'll be prompted
to enroll into the plan.

Contract Number:

113439

Enrollment Access Number:

219632



Need Help?

More information about plan features, investment
options, contribution limits, calculators and more,
can all be found online.

Call us anytime at **1-855-JHENROLL (543-6765)**.

Take control of your financial future today!



Connect

to see your retirement savings in one place*



Analyze

your cashflow spending patterns
and debts to effectively manage your
budget



Create

action plans and strategies to
achieve your goals for today and
tomorrow



Get a jump on saving for your future.

Register today at myplan.johnhancock.com or download
John Hancock's retirement app.

Start to *explore.*

myplan.johnhancock.com

You now have access to powerful
tools and resources to help you get
financially fit

Link your accounts to see the big
picture

Take the Financial Wellness
Assessment

Set a retirement goal and track your
progress

Manage your investments

See your account balance, personal
rate of return and your latest
statement

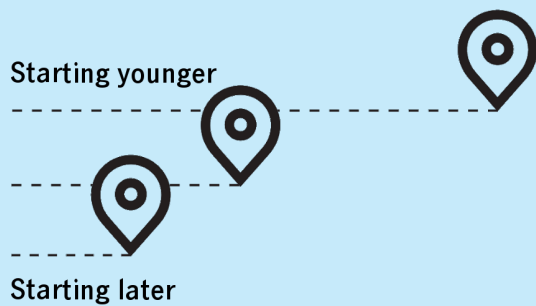
Learn how to manage your finances
for today and tomorrow

Update or change
your beneficiary information

*Available for plans utilizing John Hancock's consolidation services; rollovers are subject to the provisions of your company's plan. As other options are available, you are encouraged to review all of your options to determine if combining your retirement accounts is suitable for you.

Don't delay - join now!

It's never too early (or too late)
to start saving for your future.



The content of this document is for general information only and is believed to be accurate and reliable as of the posting date, but may be subject to change. John Hancock does not provide investment, tax, plan design, or legal advice. Please consult your own independent advisor as to any investment, tax, or legal statements made herein.

John Hancock Retirement Plan Services, 200 Berkeley Street, Boston, MA 02116

NOT FDIC INSURED. MAY LOSE VALUE. NOT BANK GUARANTEED.

© 2020 John Hancock. All rights reserved.

GT-P41281-GE 01/20-41281 GA0729201275349 | 19010

This document summarizes the Plan's provisions based on information provided to John Hancock as of December 11, 2023 and is not the Plan's Summary Plan Description (SPD). To obtain the SPD, speak with your plan administrator. Where this summary conflicts with the SPD and/or plan document, the plan document governs.

Eligibility

The following are excluded from participating in the Plan:

Money Type	Union	Nonresident Aliens	Leased
EMPLOYEE ELECTIVE DEFERRAL EMPLOYER MATCHING CONTRIBUTIONS EMPLOYER PROFIT SHARING	X	X	X

Provided you are not excluded, you are eligible to join the Plan once you have met the following requirements:

Minimum age: 21

Hours of service: 1,000

Period of service (consecutive): 12 Months

Part-time employees may be eligible to participate in the plan. For more information about eligibility requirements, refer to the SPD.

Entry Dates

January 1, April 1, July 1, October 1

Your Contributions

You can make "before tax" 401(k) contributions between 1% and 100% of your compensation, subject to the annual maximum amount allowed by law (\$22,500 in 2023). If you are 50 years of age or older, you can make an additional catch-up contribution (up to \$7,500 in 2023). Changes to your contribution amount can be made as of each payroll period.

Rollovers from other eligible plans will be accepted once you have satisfied the Plan's eligibility requirements.

Your Employer's Contributions

Money Type	Your Employer's Contribution
EMPLOYER MATCHING CONTRIBUTIONS	Your employer may make a discretionary contribution.
EMPLOYER PROFIT SHARING	Your employer may make a discretionary contribution.

For more information about your employer's contributions, refer to the SPD.

Vesting

Your contributions are always 100% vested.

Your employer's contributions are vested as follows:

<u>Years of Service</u>	<u>Percent Vested</u>
1	0%
2	0%
3 +	100%

Loans

You can borrow up to 50% of your vested account balance to a maximum of \$50,000, subject to limits imposed by law. The minimum loan amount is \$1,000. Only one loan can be outstanding at any time. Loans will be repaid by "after tax" payroll deductions.

Withdrawals

Money can be withdrawn from your account in the event of retirement, termination of employment, death, disability or financial hardship. *The plan may also allow for pre-retirement and/or early retirement withdrawals; refer to the SPD for specific details on the option(s) permitted by your plan including any age and/or service requirements.*

Withdrawals can be taken as follows: a lump-sum or an annuity. For information about the Plan's annuity provisions, refer to the SPD.

Note: Any taxable withdrawal you receive that is not rolled over to another qualified plan or IRA will be included as part of your taxable income and be subject to federal income tax withholding. If the withdrawal is made before age 59½, it may be subject to an additional 10% penalty. State and local taxes may also apply.

Investment Options

All money in your account can be directed to any of the investment options available under the Plan. If you do not provide instructions, your money will be invested in one of the JH Lifetime Blend CIT R2, which is the default investment option selected by the Plan Trustee.

Reporting and Changes

You will receive quarterly retirement account statements that summarize your account balance, investment option performance and personal rates of return. You can also review your account at any time, rebalance your investments and make other changes by visiting www.myplan.johnhancock.com or calling the toll-free service line at 1-800-395-1113. Para ayuda en español, por favor marque 1-800-363-0530.

404a-5 Plan & Investment Notice

THE TRUSTEES OF MORRISON, EKRE & BART MANAGEMENT SERVICES, INC. 401(K)
PLAN

As of December 11, 2023

This disclosure statement contains important information regarding your retirement plan that we, as Plan Sponsor, are required to provide under ERISA Reg. section 404a-5. You are receiving this disclosure because you are eligible to participate in the plan or you have the right to direct the investment of an account under the plan. In this document, you will find information about how the plan works, the expenses that may be charged, and information that will help you make informed decisions when selecting and managing the investment of your account.

General Plan Information

The following provides an explanation of how you may direct investments in the Plan and outlines the restrictions and policies that apply to the investment options available under your Plan:

HOW TO PROVIDE YOUR INVESTMENT INSTRUCTIONS

You can direct your Plan investments using any of the following:

- Enrollment form
- Investment change form
- Participant website at myplan.johnhancock.com
- Participant services toll-free line at 800-395-1113 or 800-363-0530 for Spanish

You may direct the investment of the funds held in your plan account to any of the investment options outlined in the attached Investment Comparative Chart.

TIMELINES REGARDING YOUR INVESTMENT INSTRUCTIONS

Investment Instructions:

- Can be given using the options outlined above.
- Can be given at any time unless you are provided an addendum that states restrictions on the times at which you may provide investment instructions.
- Are generally processed on the same business day, provided they are received by John Hancock before 4 p.m. EST (or before the New York Stock Exchange closes, if earlier). If received on or after 4 p.m. EST, they will be processed the next business day.

SHORT-TERM TRADING POLICY

Changes to your investments under your qualified retirement plan account are subject to the following short-term trading guidelines of John Hancock and may be cancelled if not within these guidelines:

- Investment exchanges can be made up to a maximum of two exchanges per calendar month.
- In the event that there may be extreme market or personal circumstances requiring you to make an additional change, you may move 100% of your assets to the Stable Value Fund after the exchange limit has been reached; no subsequent exchanges may be made for 30 days. Once the 30-day hold has expired, you can then trade again in accordance with the above guideline.
- At the request of the fund company of an underlying fund, and as outlined in their prospectus, the following additional restrictions may be imposed on your account, including but not limited to:
 - Applying redemption fees and/or trade restrictions which may be more restrictive than the above guidelines,
 - Restricting the number of exchanges made during a defined period,
 - Restricting the dollar amount of exchanges,
 - Restricting the method used to submit exchanges (i.e. requiring exchange requests to be submitted in writing via U.S. mail),
 - Restricting exchanges into and out of certain investment options.

REDEMPTION FEES

An underlying mutual fund may apply a redemption fee or other fee for certain investment transfers.

- This fee is deducted from your account.
- For a list of the funds that have redemption fees, refer to the Investment Comparative Chart or go to the investment options tab at myplan.johnhancock.com for the most recent listing.

RESTRICTIONS REGARDING INVESTING IN THE STABLE VALUE FUND

If you choose to invest in a Stable Value Fund, withdrawals from the Fund may be subject to certain restrictions imposed by the trustee of the underlying trust.

- In general, withdrawals that are permitted by the plan are processed on the next business day.
- However, withdrawals may be delayed under certain circumstances dictated by the Fund's governing documents and explained more fully in the table below.
- Under certain circumstances, plan-initiated withdrawals, and certain participant-initiated withdrawals that are deemed to be plan-initiated withdrawals, are subject to a 12-month hold or a market value adjustment, as determined by the governing documents of the applicable Stable Value Fund.
- Participant-initiated withdrawals may be deemed to be plan-initiated withdrawals under various circumstances, including but not limited to:
 - Withdrawal as a result of plan sponsor communication to participants designed to induce participants to make a withdrawal from the Fund;
 - Additional investment options are established that constitute a Competing Fund;
 - A new pension plan is established that introduces a Competing Fund;
 - The operation of the plan has been changed in such a way that it is designed to or is likely to induce Participants to make a withdrawal from the Fund;
 - The withdrawal is due to an action of the plan or the plan sponsor such as a merger, sale, spin off, early retirement, facility relocation, etc.
 - The plan offers a Competing Fund and the withdrawal involves a transfer of funds to a Competing Fund.
- For more details, or to obtain a copy of the applicable offering documents for a Stable Value Fund, contact the Plan Administrator.
- Where such, or any other restrictions or market value adjustments are imposed by the underlying trust, these will apply to your investment in the Fund.

DESIGNATED INVESTMENT ALTERNATIVES

Your Plan provides designated investment alternatives into which you can direct the investment of your account balance.

- For a full listing of these Funds, including applicable important information, refer to the attached Investment Comparative Chart.
- A listing of the Funds available for selection can also be accessed under the investment options tab on the Participant website at myplan.johnhancock.com.

Administrative Expenses

The following administrative charges are applied to your account for services related to the operation of the plan. Percentage-based expenses shown below are annual charges which will be converted to a monthly rate and applied to your month-end account balance (i.e. calculated on a '**pro-rata**' basis). Dollar-based expenses are annual amounts which will be converted to a monthly charge unless specified otherwise (i.e. calculated on a '**per participant**' basis). Expenses that are actually deducted from your account will appear on your quarterly benefit statements.

- Your plan has engaged John Hancock to provide record-keeping services such as educational resources, transaction processing, investment platform, quarterly statements and website tools. Charges will be applied to your account as follows: 0.33% * on a pro-rata basis.

* Charges may fluctuate based on the total assets in the plan, according to a pre-set fee schedule and other conditions agreed to by your plan sponsor and John Hancock.

- The ongoing administration and management of your plan requires additional services such as fund selection and monitoring, consulting, plan compliance, plan reporting, and other administrative services. Charges will be applied to your account as follows: 0.58% on a pro-rata basis .

If you have any questions, please contact your plan sponsor.

Individual Expenses

The following transaction fees apply. These fees will be deducted from your account at the time the transaction is processed. Fees deducted from your account will appear on your quarterly benefit statements.

As of December 11, 2023 the fees listed below apply if you use any of the services or features below:

Fee Type	Amount	Special Notes
Loan Fee	\$2.00	Per loan, per month (loans processed before 12/04/2017)
Loan Fee	\$4.00	Per loan, per month (loans processed after 12/04/2017)

Fee Type	Amount	Special Notes
Withdrawal Processing Fee ~		Per withdrawal request
Death	\$50.00	
Disability	\$50.00	
Hardship	\$50.00	
Mandatory distribution	\$50.00	
Minimum distribution	\$50.00	
Other withdrawal	\$50.00	
Pre-retirement	\$50.00	
Qualified domestic relations order	\$50.00	
Retirement	\$50.00	
Termination	\$50.00	
Withdrawal of employee rollover money	\$50.00	
Withdrawal of voluntary contributions	\$50.00	
Systematic Withdrawal Fee +		Per installment payment
Required minimum distribution	\$2.00	
Mailed Detailed Statement Fee	\$1.00	Per statement per quarter
Plan Consultant Fees		
Death Withdrawal	\$75.00	
Disability Withdrawal	\$75.00	
Withdrawal of Employee Rollover Money	\$75.00	
Hardship Withdrawal	\$75.00	
In-Service Withdrawal (Age 59 1/2)	\$75.00	
Pre-Retirement Withdrawal	\$75.00	
Loan Set-up	\$95.00	
Mandatory Distribution (Involuntary)	\$75.00	
Required Minimum Distribution	\$75.00	
Qualified Domestic Relations Order Withdrawal	\$95.00	
Retirement Withdrawal	\$75.00	
Termination of Employment Withdrawal	\$75.00	
Withdrawal of Voluntary Contributions	\$75.00	

+ Fee is effective March 4, 2018

~ Applicable John Hancock fees will be waived on withdrawal payments made payable to the Trustee of the plan or to a John Hancock entity including but not limited to rollovers to a John Hancock IRA.

This material is for information purposes only. John Hancock USA does not provide investment, tax, plan design or legal advice. Please consult your own independent advisor as to any investment, tax, plan design-related or legal statements made herein.

Group annuity contracts and recordkeeping agreements are issued by John Hancock Life Insurance Company (U.S.A.), Boston, MA (not licensed in New York). John Hancock Life Insurance Company (U.S.A.) makes available a platform of investment alternatives to sponsors or administrators of retirement plans without regard to the individualized needs of any plan. Unless otherwise specifically stated in writing, John Hancock Life Insurance Company (U.S.A.) does not, and is not undertaking to, provide impartial investment advice or give advice in a fiduciary capacity.

NOT FDIC INSURED | MAY LOSE VALUE | NOT BANK GUARANTEED

© 2017 All rights reserved.

GT-P 21488 12/17-34388 GA08251739458

Investment Comparative Chart

THE TRUSTEES OF MORRISON, EKRE & BART MANAGEMENT SERVICES, INC. 401(K) PLAN

This document includes important information to help you compare the investment options available under your retirement plan. If you would like to receive additional investment-related information about any of the investment options listed below - including performance data and the option's principal risks - go to the Fund's corresponding website address (shown in the table) or to myplan.johnhancock.com. To obtain more information, or to receive a paper copy (at no cost) of the information available on the websites, contact Scott Cook at (843) 412-2492 and 11201 N Tatum Blvd, Suite 260, Phoenix, AZ, 85028

DOCUMENT OVERVIEW

This document is comprised of two sections; Performance Information and Fee and Expense Information.

Performance Information

This section outlines your retirement plan investment options, how they have performed over time and allows you to compare with an appropriate benchmark for the same time period. Benchmark returns are shown for comparative purposes only. Benchmark returns represent the performance of market indices, which cannot be invested in directly, and their returns are calculated without taking into account any investment fees and/or expenses. Hypothetical Returns are shown in bold.

The data presented represents past performance and does not guarantee future performance. Current performance may be lower or higher than the performance quoted. An investment in a sub-account will fluctuate in value to reflect the value of the sub-account's underlying securities and, when redeemed, may be worth more or less than original cost. Performance does not reflect any applicable contract-level or certain participant-level charges, or any redemption fees imposed by an underlying mutual fund company. These charges, if included, would otherwise reduce the total return for a participant's account. Participants can call 1-800-395-1113 or visit myplan.johnhancock.com for more information.

Fee and Expense Information

This section shows fee and expense information for the investment options available under your contract. Total Annual Operating Expenses and Shareholder-type Fees (if applicable) are outlined as they relate to each investment option. Total Annual Operating Expenses are expenses that reduce the rate of return of the investment option. It is important to understand that the investment rate of return, as set out in the Performance Information section, is calculated net of the Total Annual Operating Expenses of the investment option. However, such returns do not take into account any applicable Shareholder-type fees, which are in addition to the Total Annual Operating Expenses of the investment option.

The Total Annual Operating Expenses ("TAOE") is made up in part by the expenses of the underlying fund based on the underlying fund's expense ratios reported in the most recent prospectuses available as of the date of printing; "FER"). The underlying fund is the mutual fund, collective trust, or exchange traded fund in which the sub-account invests. § The underlying fund of this sub-account has either waived a portion of, or capped, its fees. The TAOE is that of the sub account and reflects the net expense ratio of the underlying fund after such expense waiver or cap is applied. Please see the Fund Sheet for details, including gross expenses.










The cumulative effect of fees and expenses can substantially reduce the growth of your retirement savings. Visit the Department of Labor's website for an example showing the long-term effect of fees and expenses at <https://www.dol.gov/sites/default/files/ebsa/about-ebsa/our-activities/resource-center/publications/maximize-your-retirement-savings.pdf>. Fees and expenses are only one of many factors to consider when you decide to invest in an option. You may also want to think about whether an investment in a particular option, along with your other investments, will help you achieve your financial goals.

VARIABLE RETURN INVESTMENTS*

The table below focuses on the performance of investment options that do not have a fixed or stated rate of return.

Name/Type of Option		Return YTD as of 11/30/2023	Average Annual Total Return as of 12/31/2022				Benchmark YTD as of 11/30/2023	Benchmark [†] Return as of 12/31/2022				Total Annual Operating Expenses as of 11/30/2023		Shareholder-Type Fees
			1 yr.	5 yr.	10 yr.	Since Inception		1 yr.	5 yr.	10 yr.	Since Inception	As a %	Per \$1,000	
EQUITY FUNDS														
AG	John Hancock Disciplined Value Mid Cap Fund (DVM) ^{13,108} Mid Cap Value http://www.viewjhfunds.com/usa/C00/dvma/index.html	9.47%	-6.73%	7.28%	12.12%	10.88%	4.56%	-12.03%	5.72%	10.10%	8.41%	0.50%	\$5.00	N/A
								Russell Mid Cap Value						
AG	§ Mid Cap Index Fund (MCI) ^{13,91,128,183} Mid Cap Blend http://www.viewjhfunds.com/usa/C00/mcia/index.html	7.01%	-13.17%	6.63%	10.73%	9.00%	7.10%	-13.06%	6.70%	10.77%	8.88%	0.15%	\$1.50	N/A
								S&P MidCap 400						
AG	Vanguard Mid-Cap Growth ETF (VOT) ^{118,119,139} Mid Cap Growth http://www.viewjhfunds.com/usa/C00/vota/index.html	14.09%	-28.80%	7.73%	10.61%	8.47%	14.25%	-28.82%	7.85%	11.01%	9.04%	0.13%	\$1.30	N/A
								CRSP US Mid Cap Growth						
AG	DFA U.S. Targeted Value Fund (DUT) ^{25,128} Small Cap Value http://www.viewjhfunds.com/usa/C00/duta/index.html	6.85%	-4.62%	7.04%	10.49%	10.76%	1.95%	-14.48%	4.12%	8.47%	8.86%	0.29%	\$2.90	N/A
								Russell 2000 Value						
AG	DFA US Small Cap Fund (SCP) ¹²⁸ Small Cap Blend http://www.viewjhfunds.com/usa/C00/scpa/index.html	6.07%	-13.53%	5.84%	10.14%	10.28%	4.19%	-20.43%	4.12%	9.01%	8.76%	0.27%	\$2.70	N/A
								Russell 2000						
AG	§ Small Cap Index Fund (SCI) ^{13,29,91,128} Small Cap Blend http://www.viewjhfunds.com/usa/C00/scia/index.html	4.27%	-20.30%	4.18%	9.16%	7.40%	4.19%	-20.43%	4.12%	9.01%	7.22%	0.09%	\$0.90	N/A
								Russell 2000						
AG	Vanguard Small Cap Growth Index Fund (VSG) ¹²⁰ Small Cap Growth http://www.viewjhfunds.com/usa/C00/vsga/index.html	9.49%	-28.39%	5.09%	9.25%	8.17%	9.37%	-28.43%	5.09%	9.25%	N/A	0.07%	\$0.70	N/A
								CRSP US Small Cap Growth						
G	§ Fundamental Large Cap Value Fund (EQI) ^{13,102,128} Large Cap Value http://www.viewjhfunds.com/usa/C00/eqia/index.html	17.31%	-7.68%	9.05%	11.47%	8.83%	5.61%	-7.53%	6.66%	10.29%	8.10%	0.47%	\$4.70	N/A
								Russell 1000 Value						
G	§ 500 Index Fund (IND) ^{13,76,91,110,128,187} Large Cap Blend http://www.viewjhfunds.com/usa/C00/inda/index.html	20.72%	-18.16%	9.37%	12.52%	9.49%	20.79%	-18.11%	9.42%	12.56%	9.62%	0.05%	\$0.50	N/A
								S&P 500						

NOTE: The Fund Code can be found in brackets beside the Fund name.

Name/Type of Option	Return YTD as of 11/30/2023	Average Annual Total Return as of 12/31/2022				Benchmark YTD as of 11/30/2023	Benchmark [†] Return as of 12/31/2022				Total Annual Operating Expenses as of 11/30/2023		Shareholder-Type Fees
		1 yr.	5 yr.	10 yr.	Since Inception		1 yr.	5 yr.	10 yr.	Since Inception	As a %	Per \$1,000	
 Fidelity Advisor Leveraged Company Stock Fund (FLC) ^{3,120,177} Large Cap Blend http://www.viewjhfunds.com/usa/C00/flca/index.html	19.46%	-23.02%	6.62%	9.35%	11.43%	8.81%	-17.31%	7.09%	10.95%	8.62%	0.54%	\$5.40	N/A
 ^{\$} Parnassus Core Equity Fund (PEI) ^{33,148} Large Cap Blend http://www.viewjhfunds.com/usa/C00/peia/index.html	20.27%	-18.33%	10.80%	12.78%	10.59%	20.79%	-18.11%	9.42%	12.56%	8.83%	0.47%	\$4.70	N/A
 ^{\$} Total Stock Market Index Fund (TSM) ^{13,29,91,128,172} Large Cap Blend http://www.viewjhfunds.com/usa/C00/tsma/index.html	19.63%	-20.07%	8.47%	11.91%	6.85%	19.81%	N/A	N/A	N/A	6.75%	0.15%	\$1.50	N/A
 ^{\$} Blue Chip Growth Fund (BCF) ^{13,128,153} Large Cap Growth http://www.viewjhfunds.com/usa/C00/bcfa/index.html	44.94%	-37.88%	5.60%	12.21%	8.92%	20.79%	-18.11%	9.42%	12.56%	9.65%	0.52%	\$5.20	N/A
 Fundamental All Cap Core Fund (QAC) ^{13,38,91} Large Cap Growth http://www.viewjhfunds.com/usa/C00/qaca/index.html	27.21%	-24.06%	8.72%	12.83%	10.23%	19.61%	-19.20%	8.78%	12.13%	9.72%	0.46%	\$4.60	N/A
 Franklin Mutual Global Discovery Fund (DIS) ¹²⁸ International/Global Value http://www.viewjhfunds.com/usa/C00/disa/index.html	15.89%	-4.50%	4.20%	7.02%	10.77%	5.81%	-6.52%	4.12%	7.23%	7.40%	0.70%	\$7.00	N/A
 Templeton World Fund (DIV) ¹²⁸ International/Global Value http://www.viewjhfunds.com/usa/C00/diva/index.html	25.82%	-22.50%	-1.93%	3.39%	10.31%	16.60%	-18.36%	5.22%	7.97%	N/A	0.55%	\$5.50	N/A
 ^{\$} International Equity Index Fund (IIF) ^{13,29,91,110,187} International/Global Blend http://www.viewjhfunds.com/usa/C00/iifa/index.html	10.18%	-16.06%	1.01%	3.84%	5.71%	10.08%	-16.00%	0.88%	3.79%	N/A	0.16%	\$1.60	N/A
 American Funds New Perspective Fund (ANP) ^{37,243} International/Global Growth http://www.viewjhfunds.com/usa/C00/anpa/index.html	18.53%	-25.61%	7.69%	10.29%	12.13%	16.60%	-18.36%	5.22%	7.97%	N/A	0.41%	\$4.10	N/A

BOND FUNDS

NOTE: The Fund Code can be found in brackets beside the Fund name.

Name/Type of Option		Return YTD as of 11/30/2023	Average Annual Total Return as of 12/31/2022				Benchmark YTD as of 11/30/2023	Benchmark [†] Return as of 12/31/2022				Total Annual Operating Expenses as of 11/30/2023		Shareholder-Type Fees
			1 yr.	5 yr.	10 yr.	Since Inception		1 yr.	5 yr.	10 yr.	Since Inception	As a %	Per \$1,000	
TD	John Hancock Lifetime Blend 2050 CIT R2 (J4D) ^{114,224,248,249,250,251,254} Target Date http://www.viewjhfunds.com/usa/C00/j4da/index.html	12.97%	-18.65%	N/A	N/A	1.34%	13.65%	-15.97%	5.26%	8.32%	2.54%	0.15%	\$1.50	N/A
								S&P Target Date 2050						
TD	John Hancock Lifetime Blend 2045 CIT R2 (J4E) ^{114,224,248,249,250,251,254} Target Date http://www.viewjhfunds.com/usa/C00/j4ea/index.html	12.56%	-18.72%	N/A	N/A	1.34%	13.32%	-15.83%	5.16%	8.11%	2.35%	0.15%	\$1.50	N/A
								S&P Target Date 2045						
TD	John Hancock Lifetime Blend 2040 CIT R2 (J4F) ^{114,224,248,249,250,251,254} Target Date http://www.viewjhfunds.com/usa/C00/j4fa/index.html	11.14%	-18.72%	N/A	N/A	0.69%	12.55%	-15.55%	4.97%	7.83%	1.99%	0.15%	\$1.50	N/A
								S&P Target Date 2040						
TD	John Hancock Lifetime Blend 2035 CIT R2 (J4G) ^{114,224,248,249,250,251,254} Target Date http://www.viewjhfunds.com/usa/C00/j4ga/index.html	9.66%	-18.67%	N/A	N/A	-0.07%	11.33%	-14.98%	4.62%	7.41%	1.42%	0.15%	\$1.50	N/A
								S&P Target Date 2035						
TD	John Hancock Lifetime Blend 2030 CIT R2 (J4H) ^{114,224,248,249,250,251,254} Target Date http://www.viewjhfunds.com/usa/C00/j4ha/index.html	8.14%	-17.99%	N/A	N/A	-0.65%	9.85%	-13.96%	4.17%	6.84%	0.72%	0.15%	\$1.50	N/A
								S&P Target Date 2030						
TD	John Hancock Lifetime Blend 2025 CIT R2 (J4I) ^{114,224,248,249,250,251,254} Target Date http://www.viewjhfunds.com/usa/C00/j4ia/index.html	6.62%	-16.89%	N/A	N/A	-1.12%	8.47%	-13.12%	3.75%	6.22%	0.07%	0.15%	\$1.50	N/A
								S&P Target Date 2025						
TD	John Hancock Lifetime Blend 2020 CIT R2 (J4J) ^{114,224,248,249,250,254} Target Date http://www.viewjhfunds.com/usa/C00/j4ja/index.html	5.74%	-15.25%	N/A	N/A	-1.34%	7.94%	-12.81%	3.14%	5.50%	-0.87%	0.15%	\$1.50	N/A
								S&P Target Date 2020						
TD	John Hancock Lifetime Blend 2015 CIT R2 (J4K) ^{114,224,248,249,250,254} Target Date http://www.viewjhfunds.com/usa/C00/j4ka/index.html	5.07%	-14.09%	N/A	N/A	-1.36%	7.22%	-12.16%	3.06%	5.01%	-0.94%	0.15%	\$1.50	N/A
								S&P Target Date 2015						

NOTE: The Fund Code can be found in brackets beside the Fund name.

Name/Type of Option		Return YTD as of 11/30/2023	Average Annual Total Return as of 12/31/2022				Benchmark YTD as of 11/30/2023	Benchmark [†] Return as of 12/31/2022				Total Annual Operating Expenses as of 11/30/2023		Shareholder-Type Fees
			1 yr.	5 yr.	10 yr.	Since Inception		1 yr.	5 yr.	10 yr.	Since Inception	As a %	Per \$1,000	
TD	John Hancock Lifetime Blend 2010 CIT R2 (J4L) ^{114,224,248,249,250,251,254} Target Date http://www.viewjhfunds.com/usa/C00/j4la/index.html	4.67%	-12.71%	N/A	N/A	-1.20%	6.80%	-11.44%	2.81%	4.36%	-1.34%	0.15%	\$1.50	N/A
								S&P Target Date 2010						
TR	John Hancock Multimanager Aggressive Lifestyle Portfolio (ALS) ^{13,179} Target Risk http://www.viewjhfunds.com/usa/C00/alsa/index.html	11.84%	-18.26%	5.56%	8.80%	5.94%	20.79%	-18.11%	9.42%	12.56%	7.60%	0.68%	\$6.80	N/A
								S&P 500						
TR	John Hancock Multimanager Growth Lifestyle Portfolio (GLS) ^{13,179} Target Risk http://www.viewjhfunds.com/usa/C00/glsa/index.html	10.69%	-16.98%	4.98%	7.80%	6.21%	20.79%	-18.11%	9.42%	12.56%	7.60%	0.62%	\$6.20	N/A
								S&P 500						
TR	John Hancock Multimanager Balanced Lifestyle Portfolio (BLS) ^{13,179,199} Target Risk http://www.viewjhfunds.com/usa/C00/blsa/index.html	8.99%	-15.69%	4.23%	6.44%	6.15%	20.79%	-18.11%	9.42%	12.56%	7.60%	0.57%	\$5.70	N/A
								S&P 500						
TR	John Hancock Multimanager Moderate Lifestyle Portfolio (MLS) ^{13,179} Target Risk http://www.viewjhfunds.com/usa/C00/mlsa/index.html	7.36%	-13.42%	3.26%	4.96%	5.84%	1.63%	-13.01%	0.02%	1.05%	4.03%	0.51%	\$5.10	N/A
								Bloomberg Barclays US Aggregate Bond						
TR	John Hancock Multimanager Conservative Lifestyle Portfolio (CLS) ^{13,179} Target Risk http://www.viewjhfunds.com/usa/C00/clsa/index.html	5.77%	-11.36%	2.16%	3.40%	5.38%	1.63%	-13.01%	0.02%	1.05%	4.03%	0.47%	\$4.70	N/A
								Bloomberg Barclays US Aggregate Bond						
AG	[§] Real Estate Securities Fund (REF) ^{13,128,193,231} Sector http://www.viewjhfunds.com/usa/C00/refa/index.html	4.08%	-28.32%	4.77%	7.09%	9.78%	3.58%	-25.96%	2.49%	5.74%	8.12%	0.52%	\$5.20	N/A
								DJ US Select REIT						
AG	[§] Science & Technology Fund (STF) ^{13,91,128,247} Sector http://www.viewjhfunds.com/usa/C00/stfa/index.html	49.08%	-35.48%	9.02%	15.36%	8.04%	20.79%	-18.11%	9.42%	12.56%	8.52%	0.74%	\$7.40	N/A
								S&P 500						
AG	T. Rowe Price Health Sciences Fund (HLS) ¹² Sector http://www.viewjhfunds.com/usa/C00/hlsa/index.html	-2.92%	-12.06%	11.25%	16.08%	14.11%	20.79%	-18.11%	9.42%	12.56%	9.03%	0.65%	\$6.50	N/A
								S&P 500						

NOTE: The Fund Code can be found in brackets beside the Fund name.

Name/Type of Option		Return YTD as of 11/30/2023	Average Annual Total Return as of 12/31/2022				Benchmark YTD as of 11/30/2023	Benchmark [†] Return as of 12/31/2022				Total Annual Operating Expenses as of 11/30/2023		Shareholder-Type Fees
			1 yr.	5 yr.	10 yr.	Since Inception		1 yr.	5 yr.	10 yr.	Since Inception	As a %	Per \$1,000	
AG	T. Rowe Price New Era Fund (TRE) ^{196,199,200,235} Sector http://www.viewjhfunds.com/usa/C00/trea/index.html	-0.61%	7.45%	5.42%	4.57%	9.07%	2.58%	34.06%	7.12%	4.05%	9.47%	0.56%	\$5.60	N/A
								S&P North American Natural Resources Sector						
AG	Vanguard Energy Fund (VEN) ^{34,120} Sector http://www.viewjhfunds.com/usa/C00/vena/index.html	8.04%	23.80%	0.57%	1.20%	9.44%	5.33%	34.48%	5.85%	3.67%	N/A	0.38%	\$3.80	N/A
								MSCI ACWI/Energy						
G&I	[§] MFS Utilities Fund (ULT) ^{12,91,211} Sector http://www.viewjhfunds.com/usa/C00/ulta/index.html	-4.62%	0.95%	9.30%	8.99%	8.19%	-8.82%	1.56%	9.57%	11.08%	6.37%	0.50%	\$5.00	N/A
								S&P 500 Utilities Sector						
G&I	[§] T. Rowe Price Capital Appreciation Fund (TCP) ^{71,87} Balanced http://www.viewjhfunds.com/usa/C00/tcpa/index.html	14.25%	-11.81%	9.27%	10.99%	11.22%	20.79%	-18.11%	9.42%	12.56%	10.16%	0.57%	\$5.70	N/A
								S&P 500						
I	[§] John Hancock Alternative Asset Allocation Fund (ALA) ^{13,113} Balanced http://www.viewjhfunds.com/usa/C00/alaa/index.html	5.27%	-2.50%	2.87%	3.04%	6.23%	7.85%	-14.77%	3.73%	5.81%	7.44%	1.00%	\$10.00	N/A
								Morningstar Moderate Target Risk						
C	John Hancock Stable Value Fund (MSV) ^{13,26,39,52,128,142,143,166,239} High Quality Short Term Fixed Income http://www.viewjhfunds.com/usa/C00/msva/index.html	2.11%	1.69%	2.01%	1.95%	2.54%	4.76%	1.50%	1.24%	0.74%	1.05%	0.42%	\$4.20	Participant-directed withdrawals from this Fund are normally processed on the next business day if the withdrawal request is received on or before 12 noon on a business day. However, such withdrawals may be subject to a delay of up to 7 or 30 additional calendar days if it is determined, respectively, that such delay is necessary to maintain adequate liquidity for, or to avoid an adverse impact on, the underlying trust or investment vehicle. In addition, plan-directed withdrawals and certain participant-directed withdrawals that are deemed to be plan-directed withdrawals may be subject to up to a 12-month hold or a market value adjustment. Where such, or any other, restrictions or market value adjustments are imposed by the underlying trust, these will apply to your investment in the Fund.
								FTSE Treasury Bill 3-Month						

Please visit www.ps.jhancokpensions.com/assets/pdfs/SPARK_Glossary.pdf for a glossary of investment terms relevant to the investment options under this plan.

NOTE: The Fund Code can be found in brackets beside the Fund name.

IMPORTANT NOTES

The performance data for a sub-account for any period prior to the sub-account Inception Date is hypothetical based on the performance of the underlying investment since inception of the underlying investment. All other performance data is actual (except as otherwise indicated). Returns for any period greater than one year are annualized. Performance data reflects changes in the prices of a sub-account's investments (including the shares of an underlying mutual fund or collective trust), reinvestment of dividends and capital gains and deductions for the expense ratio.

*Your company's qualified retirement plan offers participants the opportunity to contribute to investment options available under a group annuity contract with John Hancock Life Insurance Company (U.S.A.) (John Hancock USA). These investment options may be sub-accounts (pooled funds) investing directly in underlying mutual funds, or they may be Guaranteed Interest Accounts.

The Funds offered on the JH Signature platform are classified into five risk categories. The risk category in which a Fund is placed is determined based on where the 10 year Standard Deviation (defined below) of the underlying fund's Morningstar Category falls on the following scale: if the 10 year Standard Deviation of the underlying fund's Morningstar Category is 17.00 or higher, the Fund is classified as "Aggressive;" between 11.50 and 16.99 as "Growth;" between 6.50 and 11.49 as "Growth & Income;" between 2.50 and 6.49 as "Income;" and 2.49 and below as "Conservative." If a 10 year Standard Deviation is not available for a Morningstar Category, then the 5 year Standard Deviation of the underlying fund's Morningstar Category is used to determine the Fund's risk category. If a 5 year Standard Deviation is not available for a Morningstar Category, then the 5 year Standard Deviation of the underlying fund's Morningstar Category Index is used to determine the Fund's risk category. Standard Deviation is defined by Morningstar as a statistical measurement of dispersion about an average, which, for an underlying fund, depicts how widely the returns varied over a certain period of time.

¹Index Performance: Index performance shown is for a broad-based securities market index. Indices are unmanaged and cannot be invested in directly. Index returns were prepared using Morningstar, Inc. software and data. The performance of an Index does not include any portfolio or insurance-related charges. If these charges were reflected, performance would be lower. Past performance is not a guarantee of future results.

³This sub-account was introduced November 7, 2008.

¹²This sub-account was introduced April 27, 2001.

¹³The total revenue John Hancock receives on this Fund is higher than those advised or sub-advised exclusively by unaffiliated entities. John Hancock and its affiliates provide advisory and/or sub-advisory services for the underlying

fund. For these services, John Hancock and its affiliates receive additional fees which are included in the underlying fund expense ratio (i.e. Fund Expense Ratio or FER).

²⁵This sub-account was recently introduced on November 5, 2007 and may not be available in all states. Contact your John Hancock representative to determine if this sub-account is available to your plan.

²⁶Not available to defined benefit plans. Consult your John Hancock representative for details.

²⁹This sub-account was introduced August 21, 2000.

³³This sub-account was introduced May 29, 2009.

³⁴This sub-account was introduced September 6, 2002.

³⁷This sub-account was introduced July 25, 2008.

³⁸This sub-account was introduced May 2, 2003.

³⁹This sub-account was introduced May 14, 2004.

⁴⁵The portfolio concentrates its investments in high yield/high risk fixed income securities, also known as junk bonds, which carry a much greater risk of default and tend to be more volatile than higher rated bonds.

⁵²John Hancock Stable Value Fund: Qualified retirement plans that select the John Hancock Stable Value Fund as an eligible investment option under the group annuity contract are restricted from selecting any fixed-income investment options for the plan deemed to be 'Competing', including (i) any book value fixed income Fund, (ii) any other fixed income Fund with a targeted average duration of two (2) years or less, including but not limited to, a money market Fund or a short-term bond Fund, or (iii) any guaranteed interest account (other than a ten (10) year maturity guaranteed interest account maintained by an affiliate of John Hancock Life Insurance Company (U.S.A.) originally offered prior to May 1, 2006). For the avoidance of doubt, Competing Investment Option will not include any self-directed brokerage account, or any investment option made available through a self-directed brokerage account. Contact your John Hancock representative for details.

An investment in the John Hancock Stable Value Fund is not an insured deposit, nor an obligation of, nor guaranteed by, John Hancock USA, the Fund's Trustee or its Advisor, The Federal Deposit Insurance Corporation (FDIC) or any government agency and is subject to certain market risks. However, through its Stabilizing Agreements with one or more Stability Providers, the Fund is designed to meet Department of Labor requirements for 'grandfathered' default contributions under 29 CFR 2550.404c-5(e)(4) (v). Although the portfolio will seek to maintain a stable value, there is a risk

that it will not be able to do so, and participants may lose their investment if both the Fund's investment portfolio and the Stability Provider(s) fail. Neither John Hancock USA nor the Trustee guarantees the performance of the Stability Provider(s). Investments in the Fund will accrue interest at the applicable monthly crediting rate, which rate will be set based upon a formula but may be adjusted from time to time as agreed upon by the Stability Provider(s) and John Hancock Life Insurance Company (U.S.A.). The actual market value of the underlying assets may, at times, be greater than or less than the book value of the Fund. Any difference between the market value and book value will be taken into consideration when setting future crediting rates. Withdrawals or transfers initiated by participants will generally be paid at book value, except where they are the result of plan sponsor actions. Withdrawals that are the result of plan sponsor actions may be subject to a market value adjustment or paid out after a 12-month delay.

The FER for the underlying fund includes an advisory fee payable to John Hancock Life Insurance Company (U.S.A.) for services provided to the Trustee, as well as a management fee to John Hancock USA and/or its affiliates in connection with the management of one of the underlying investments. For further details on these fees and certain risks that may apply please refer to the Offering Memorandum. Contact your John Hancock representative if you wish to obtain a copy.

Units of the Fund have not been registered under the Securities Act of 1933, as amended, or under the securities laws of any other jurisdiction; and the Fund is not registered under the Investment Company Act of 1940, as amended, or other applicable law, and participants are not entitled to the protections of such Act. The John Hancock Stable Value Fund invests a portion of its assets in a separate investment account maintained by John Hancock Life & Health Insurance Company ('John Hancock Life & Health'), an affiliate of John Hancock USA, which has claimed an exclusion from the definition of the term 'Commodity Pool Operator' under CFTC Regulation 4.5 under the Commodity Exchange Act with respect to its operation of such separate account and, therefore, John Hancock Life & Health is not subject to registration or regulation as a pool operator under Regulation 4.5 for such separate account.

⁷¹Only available under certain limited circumstances. Consult your John Hancock representative for more information.

⁷²This sub-account was introduced on or about May 5, 2006.

⁷⁶Indexes are unmanaged and the performance of an index is not an exact representation of any particular investment, as you cannot invest directly in an index. Like all mutual funds, index funds are subject to market risks and will fluctuate in value. Index funds are designed to track the performance of its target index but may underperform due to fees, expenses or tracking

errors. These investments are not actively managed and do not necessarily attempt to manage volatility or protect against losses in declining markets.

None of the index funds are sponsored, endorsed, managed, advised, sold or promoted by any of the respective companies that sponsor the broad-based securities market index, and none of these companies make any representation regarding the advisability of investing in any index mutual fund.

⁸⁷This sub-account was introduced November 5, 2010.

⁹¹The underlying John Hancock Variable Insurance Trust portfolio is not a retail mutual fund and is only available under variable annuity contracts, variable life policies or through participation in tax qualified retirement plans. Although the portfolios' investment adviser or sub-advisers may manage retail mutual funds with similar names and investment objectives, no representation is made, and no assurance is given, that any portfolio's investment results will be comparable to the investment results of any other fund, including other funds with the same investment adviser or sub-adviser. Past performance is no guarantee of future results.

¹⁰²This sub-account previously invested in a different underlying portfolio. It began investing in the current underlying portfolio effective November 7, 2011. Performance shown for periods prior to that date is based on the performance of the current underlying portfolio. The name of this sub-account changed effective on or about November 7, 2011 to more accurately reflect the name of the underlying fund.

¹⁰⁸This sub-account was introduced May 4, 2012.

¹¹⁰This sub-account previously invested in a different underlying portfolio. It began investing in the current underlying portfolio effective November 2, 2012. Performance shown for periods prior to that date is based on the performance of the previous underlying portfolio/sub-account. The name of this sub-account may change effective on or about November 2, 2012 to more accurately reflect the name of the underlying fund.

¹¹³This sub-account was introduced November 2, 2012.

¹¹⁴If John Hancock has been provided with your date of birth and no investment instructions at the time of enrollment, then, on the date of your enrollment, you will be default enrolled into a Target Date (Lifecycle Portfolio) based on your year of birth and a retirement age of 67, and subject to the Target Date then in existence.

¹¹⁸This sub-account was introduced November 8, 2013.

¹¹⁹The underlying fund expense ratio shown includes an annualized charge of 0.06% accrued daily, and deducted monthly out of the unitized version of the underlying fund provided by and traded through the trading platform of an unaffiliated third party.

¹²⁰This sub-account previously invested in a different share class of the same underlying portfolio. It began investing in the current share class effective on or about November 8, 2013. Performance shown for periods prior to that date is based on the performance of the current share class.

¹²⁸The indicated separate account is operated by John Hancock Life Insurance Company (U.S.A.), which has claimed an exclusion from the definition of the term 'Commodity Pool Operator' under the Commodity Exchange Act and, therefore, is not subject to registration or regulation as a pool operator under such Act.

¹³⁹The returns of the sub-account may differ from the returns of the ETF in which the sub-account invests (referred to as 'tracking error'). Tracking error results from certain fees and transaction expenses incurred by the sub-account, from differences between the timing of purchases and redemptions of sub-account shares and corresponding transactions in the shares of the underlying ETF, and from the fact that the sub-account holds a small amount of cash (less than 1% of the value of the sub-account) in addition to shares of the ETF.

¹⁴²This investment option is deemed a 'Competing' investment option with the Reliance Trust New York Life Anchor Account and may not be available if the Reliance Trust New York Life Anchor Account is selected. For further details, please refer to the Offering Statement and Declaration of Trust. Contact your John Hancock representative if you wish to obtain a copy.

¹⁴³This investment option is deemed a 'Competing' investment option with the Federated Capital Preservation Fund and may not be available if the Federated Capital Preservation Fund is selected. For further details, please refer to the Offering Circular and Declaration of Trust. Contact your John Hancock representative if you wish to obtain a copy.

¹⁴⁸This sub-account previously invested in a different share class of the same underlying portfolio. It began investing in the current share class effective on or about November 7, 2015. Performance shown for periods prior to that date is based on the performance of the old share class.

¹⁵³Account balance reported may include assets transferred from another Fund, which was permanently closed on or about April 22, 2016. Please contact your John Hancock representative for more information.

¹⁶²The underlying fund changed its sub-advisor on November 4, 2016 from Declaration Management & Research LLC/John Hancock Asset Management to John Hancock Management.

¹⁶⁵This sub-account was recently introduced on November 4, 2016 and may not be available in all states. Contact your John Hancock representative to determine if this sub-account is available to your plan.

¹⁶⁶This investment option is deemed a 'Competing' investment option with the Reliance MetLife Stable Value Fund and may not be available if the

Reliance MetLife Stable Value Fund is selected. For further details, please refer to the Offering Circular and Declaration of Trust. Contact your John Hancock representative if you wish to obtain a copy.

¹⁷²Account balance reported may include assets transferred from another Fund, which was permanently closed on or about April 21, 2017. Please contact your John Hancock representative for more information.

¹⁷⁷This sub-account previously invested in a different share class of the same underlying portfolio. It began investing in the current share class effective on or about May 6, 2017. Performance shown for periods prior to that date is based on the performance of the old share class.

¹⁷⁹The underlying fund changed its name effective on or about February 1, 2017. Performance shown for periods prior to that date reflect the results under its former name. The name of this sub-account changed effective on or about May 6, 2017 to more accurately reflect the name of the underlying fund.

¹⁸³Account balance reported may include assets transferred from another Fund, which was permanently closed on or about October 20, 2017. Please contact your John Hancock representative for more information.

¹⁸⁷The underlying fund changed its name effective on or about November 3, 2017. Performance shown for periods prior to that date reflect the results under its former name.

¹⁹³Account balance reported may include assets transferred from another Fund, which was permanently closed on or about April 20, 2018. Please contact your John Hancock representative for more information.

¹⁹⁶This sub-account was recently introduced on May 4, 2018 and may not be available in all states. Contact your John Hancock representative to determine if this sub-account is available to your plan.

¹⁹⁹Account balance reported may include assets transferred from another Fund, which was permanently closed on or about October 19, 2018. Please contact your John Hancock representative for more information.

²⁰⁰This sub-account previously invested in a different share class of the same underlying portfolio. It began investing in the current share class effective on or about November 2, 2018. Performance shown for periods prior to that date is based on the performance of the old share class.

²⁰⁹Account balance reported may include assets transferred from another Fund, which was permanently closed on or about October 18, 2019. Please contact your John Hancock representative for more information.

²¹¹This sub-account previously invested in a different underlying portfolio. It began investing in the current underlying portfolio effective October 18, 2019. Performance shown for periods prior to that date is based on the performance of the previous underlying portfolio.

²²⁴This Fund is not a mutual fund, it is a Collective Investment Trust maintained by John Hancock Trust Company LLC ("JHTC"), a New Hampshire non-depository trust company. The Fund invests directly other CIT's maintained by JHTC and in the John Hancock Stable Value Guaranteed Income Fund, a stable value group annuity contract issued by John Hancock Life Insurance Company (USA).

²²⁸Account balance reported may include assets transferred from another Fund, which was permanently closed on or about April 16, 2021. Please contact your John Hancock representative for more information.

²³¹Effective May 7, 2021, the underlying fund and sub-account changed its manager from Deutsche Asset Management, Inc. to Wellington Management Company, LLP.

²³⁵This sub-account previously invested in a different share class of the same underlying portfolio. It began investing in the current share class effective on or about November 5, 2021. Performance shown for periods prior to that date is based on the performance of the old share class.

²³⁸Account balance reported may include assets transferred from another Fund, which was permanently closed on or about April 22, 2022. Please contact your John Hancock representative for more information.

²³⁹This investment option is deemed a 'Competing' investment option with John Hancock Stable Value Guaranteed Income Fund and may not be available. An investment in this portfolio is not insured or guaranteed by The Federal Deposit Insurance Corporation or any other government agency. Although the underlying portfolio seeks to preserve the value of an investment, it is possible to lose money by investing in this portfolio.

²⁴³The name of this sub-account changed effective on or about May 7, 2022.

²⁴⁷Effective November 5, 2022, the underlying fund and sub-account changed its manager from T. Rowe Price Associates, Inc. & Allianz Global Investors U.S., LLC. to T. Rowe Price Associates, Inc.

²⁴⁸This sub-account was recently introduced on November 5, 2022 and may not be available in all states. Contact your John Hancock representative to determine if this sub-account is available to your plan.

²⁴⁹Depending on the Funds selected or recommended by the plan fiduciaries (and whether or not any Funds are recommended or selected), John Hancock and its affiliates may receive additional compensation from the Funds, in the form of 12b-1 fees, transfer agent fees, investment management fees, or otherwise. If the John Hancock Stable Value Guaranteed Investment Fund ('SVGIF') is selected or if the Fund selected invests in the SVGIF, John Hancock may earn more from amounts invested in its general account via SVGIF than the interest amount it credits to SVGIF contract holders, depending on investment and market conditions affecting

the general account, in which case this 'spread' revenue is retained by John Hancock. The total revenue John Hancock and its affiliates receive from a fund advised or subadvised by John Hancock affiliates is higher than those advised or subadvised exclusively by unaffiliated entities.

²⁵⁰Effective on or about March 31, 2023, this sub-account invests in the R2 share class of the underlying collective investment trust. It previously invested in the R4 share class of the same underlying collective investment trust. Performance shown for periods prior to March 31, 2023 is based on the performance of the prior share class (R4), which had a higher expense ratio than the current share class (R2). Because the prior share class (R4) had a higher expense ratio, the performance shown would have been higher had the sub-account been invested in the R2 share class for the periods prior to March 31, 2023.

²⁵¹Account balance reported may include assets transferred from another Fund, which was permanently closed on or about July 14, 2023. Please contact your John Hancock representative for more information.

²⁵⁴The name of this sub-account changed effective on or about July 14, 2023.

⁵The Total Annual Operating Expenses ("TAOE") is made up of John Hancock's (i) "Revenue from Sub-account", and (ii) the expenses of the underlying fund (based on expense ratios reported in the most recent prospectuses available as of the date of printing; "FER"). The underlying fund of this sub-account has either waived a portion of, or capped, its fees; the FER used to determine the TAOE of the sub-account that invests in the underlying fund is the net expense ratio of the underlying fund. Refer to the Fund Sheet for details.

To obtain group annuity investment option Fund sheets and prospectuses for each sub-account's underlying investment vehicle call 1-800-395-1113. These documents contain complete details on investment objectives, risks, fees, charges and expenses as well as other information about the underlying investment vehicle, which should be carefully considered. Please read these documents carefully prior to investing.

This material is for information purposes only. John Hancock USA does not provide investment, tax, plan design or legal advice. Please consult your own independent advisor as to any investment, tax, plan design-related or legal statements made herein.

Group annuity contracts and recordkeeping agreements are issued by John Hancock Life Insurance Company (U.S.A.), Boston, MA (not licensed in New York). John Hancock Life Insurance Company (U.S.A.) makes available a platform of investment alternatives to sponsors or administrators of retirement plans without regard to the individualized needs of any plan. Unless otherwise specifically stated in writing, John Hancock Life Insurance Company (U.S.A.) does not, and is not undertaking to, provide impartial investment advice or give advice in a fiduciary capacity.

NOT FDIC INSURED. MAY LOSE VALUE. NOT BANK GUARANTEED.

© 2021 John Hancock. All rights reserved.

GT-P19754 11/20 43612 GA1104201392098
