



## Severe Weather Shelter Locations

During severe weather season, it is important to know where a shelter is located in each city building to ensure city staff can safely reach these locations in a timely manner. When it is time to evacuate to one of these severe weather shelters, here are some tips:

- Already have your route to the shelter area planned – practice beforehand how you will get to this shelter before an emergency happens.
- Take the stairs, not elevators.
- Do not wait for others to start evacuating – if you feel unsafe, leave.
- Leave your belongings behind, do not take the time to gather them all.
- Have a flashlight handy in case the power goes out.
- If you can, safely help others into the shelter.

Each city building has a pre-determined severe weather shelter area. Please take the time to familiarize yourself with each location.




## City Hall

Use the men's restroom located on the first floor of City Hall. This restroom is near the public entrance on the 4<sup>th</sup> Street (south) side of the building. If you cannot safely make it to the first floor, the men's restroom on the second floor near the Spiral Bridge will also work.



Ideally, the basement in City Hall is the safest location but it does require a key to unlock this door. Not all employees have a key to unlock this door. A key can be obtained in the key vault located in the resource room on the first floor. Only use this option if there is enough time to obtain the key or if you are with an employee who has a key.



## Fire Department

The air fill or SCBA room is located in the center bay, south wall of the building. It is marked with this bright yellow sign designating it as a severe weather shelter area. This door is generally open for easier access, once severe weather is occurring, this door should be closed for safety reasons.



## Public Works

This shelter area is located in training room. You may also want to use the tables as additional coverage/shelter during a severe weather event.




## Police Department

The basement of the Police Department building is the safest location in the event of a severe weather outbreak. To get to the basement, you will follow the main hallway to the far south end of the building, go through the security door & take the stairway to the right and make your way down the stairs. There is only one stairway access to the basement.




## Parks & Recreation Department

The bathrooms located in the hallway will be your safest place during a severe weather outbreak at the Parks & Recreation building.



## Civic Arena

Any of the locker rooms in the Civic Arena can act as a severe weather shelter. In this example, this is the hallway and one of the locker rooms located in the west rink. This hallway is located behind the office/concessions and can be accessed from either the east or west rink. Locker rooms in the east rink are located behind the bleachers and are only accessible through the east rink.



## Aquatics Center

Use the locker rooms located on either side of the front customer counter. Upon entering one of the locker rooms find a safe, interior wall to sit with your head down in between your legs and your arms over your head.

\*\*\*Brought to you by the City of Hastings Safety Committee\*\*\*