

# FIND A DOCTOR OR FACILITY QUICK REFERENCE

Your Quartz provider network varies depending on your health plan. Follow these steps to find a participating doctor or facility.

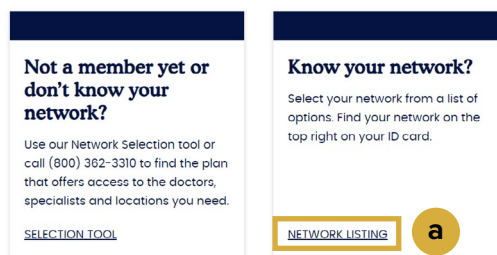
## 1 Get Started

- a. Go to [QuartzBenefits.com](https://QuartzBenefits.com) and select **Find a Doctor**.



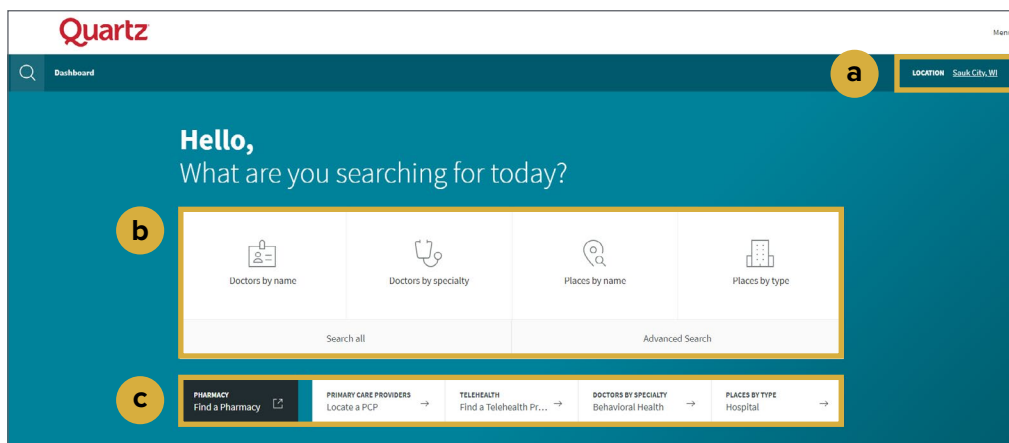
## 2 Select Your Network

- a. Click **NETWORK LISTING** under **Know your network?** Then, select your network by name. You can find this information on your member ID card. Or, use our network selector tool and answer a few simple questions to guide you to the right network.



## 3 Search for Providers

- a. **Check your location** in the upper right corner. It defaults to where you are when you start your search. To look for providers elsewhere, change it to the desired location.
- b. Use the quick links in the center of the page to search for **Doctors by name**, **Doctors by specialty**, **Places by name**, or **Places by type**.
- c. The smaller shortcut boxes will vary by network. These will take you to searches commonly requested by Quartz members.



## 4 Filter Your Results

- a. Adjust the maximum mileage to narrow or expand your search radius.
- b. Change the search type from **Best Match** to **Closest Distance**, **Name (A-Z)**, or **Name (Z-A)**.
- c. Click **More filters** for other ways to sort your results. These filters are dynamic and will change based on the type of search.

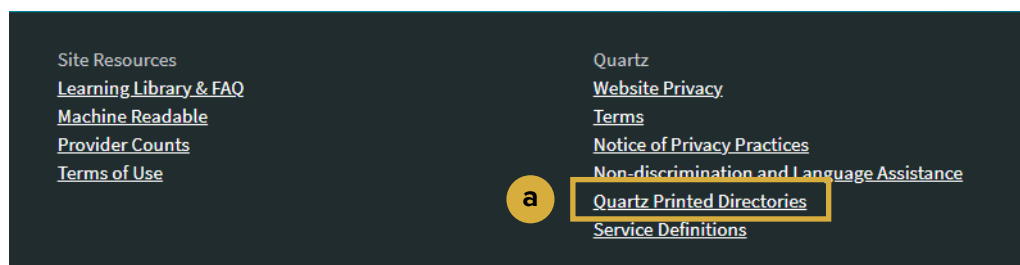


- d. Then, scroll to the end of your listing to **Email results** or **Print screen**.



## 5 Explore the Full Directory

- a. If you want to review all in-network providers, scroll to the **bottom of the screen** and click **Quartz Printed Directories**, then choose your **network name** to **download a PDF of all providers**. You can print or save the file. Note that the full printed directory refreshes every night with the latest information.



**Questions? Need help finding a provider?**

Call **Customer Service** at **(800) 362-3310**. We're here to help.